

LED LOC-WP Multi Watt Multi CCT Wall Pack Light Family Series



25W / 40W / 60W / 80W



60W / 80W / 100W / 120W

MOUNTING OPTIONS:



Quick Mount Back Plate

CONSTRUCTION:

Heavy die-cast aluminum alloy housing with bronze powder-coated finish. Glass lens.

OPTICAL SYSTEM:

Lumileds LUXEON 3030 2D LED chips. High quality tempered glass optics. 120° beam angle.

WARRANTY:

5-year limited warranty. Actual performance may differ as a result of end-user environment and application.

ELECTRICAL:

Available as 120-277V input or 347-480V.

-40°C to 40°C, -40°F to 104°F

INSTALLATION & MOUNTING:

Wall Mounting with quick mount back plate for easy installation.

CONTROLS & DIMMING:

0-10V dimming comes standard. Photocell is included.

FEATURES

- Made in Taiwan
- Default Wattage:
 - 80MW – 80W
 - 120MW – 120W
- Default CCT: 5,000K
- IP65 rated
- Easy installation and maintenance
- Corrosion and rust proof
- Photocell included
- Semi cut-off
- 50,000 hours lifetime

SUITABLE APPLICATIONS

- Warehouses
- Stadiums
- Factories
- Parking Lots
- Shopping Malls
- Supermarkets
- Logistic Centers
- Auto dealerships

DLC Product ID:

- LOC-WP-80MW(25/40/60/80)MCCT(30/40/50)DLV – PL7JT5L0A09P
- LOC-WP-120MW(60/80/100/120)MCCT(30/40/50)DLV – PL7JT5L0A09P
- LOC-WP-80MW(25/40/60/80)MCCT(30/40/50)DHV – S-105A8C
- LOC-WP-120MW(60/80/100/120)MCCT(30/40/50)DHV – S-8I4RLS



OPTIONAL ACCESSORIES:



Cut-off Shield



Wire Guard

WATTAGE	BUG RATING
25W/40W/60W/80W	B3-U4-G4
60W/80W/100W/120W	B3-U4-G4

LOC-WP-80MW(25/40/60/80)MCCT(30/40/50)DLV

WATTAGE SELECTABLE	CCT SELECTABLE	LUMENS	EFFICACY	VOLTAGE	CRI	POWER FACTOR	THD	REPLACES
25W	3000K / 4000K / 5000K	3,500LM	140lm/W	120-277V	71.3	0.985	11.8%	70W – 150W HID
40W	3000K / 4000K / 5000K	5,600LM	140lm/W	120-277V	71.3	0.985	11.8%	70W – 150W HID
60W	3000K / 4000K / 5000K	8,400LM	140lm/W	120-277V	71.3	0.985	11.8%	175W – 250W HID
80W	3000K / 4000K / 5000K	11,421.3LM	140lm/W	120-277V	71.3	0.985	11.8%	175W – 250W HID

LOC-WP-120MW(60/80/100/120)MCCT(30/40/50)DLV

WATTAGE SELECTABLE	CCT SELECTABLE	LUMENS	EFFICACY	VOLTAGE	CRI	POWER FACTOR	THD	REPLACES
60W	3000K / 4000K / 5000K	8,205LM	136.75lm/W	120-277V	71.6	0.966	8.4%	175W – 250W HID
80W	3000K / 4000K / 5000K	10,940LM	136.75lm/W	120-277V	71.6	0.966	8.4%	175W – 250W HID
100W	3000K / 4000K / 5000K	13,675LM	136.75lm/W	120-277V	71.6	0.966	8.4%	320W – 400W HID
120W	3000K / 4000K / 5000K	16,753LM	136.75lm/W	120-277V	71.6	0.966	8.4%	320W – 400W HID

LOC-WP-80MW(25/40/60/80)MCCT(30/40/50)DHV

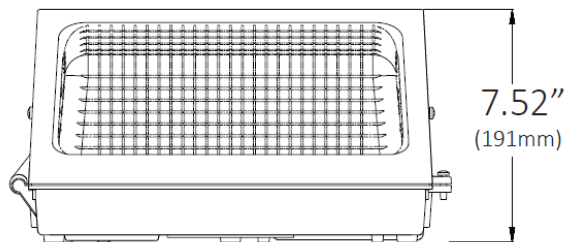
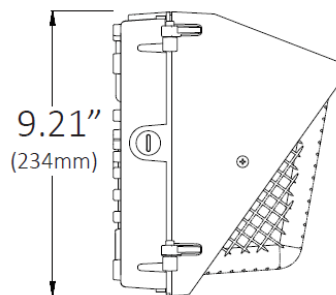
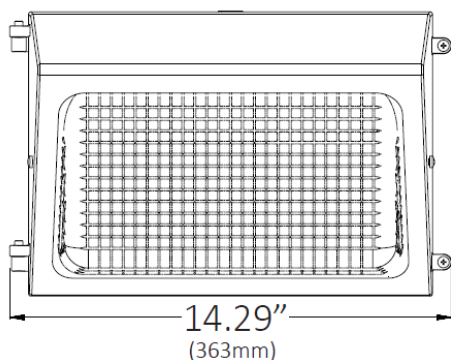
WATTAGE SELECTABLE	CCT SELECTABLE	LUMENS	EFFICACY	VOLTAGE	CRI	POWER FACTOR	THD	REPLACES
25W	3000K / 4000K / 5000K	3,500LM	140lm/W	347-480V	70	0.9	15%	70W – 150W HID
40W	3000K / 4000K / 5000K	5,600LM	140lm/W	347-480V	70	0.9	15%	70W – 150W HID
60W	3000K / 4000K / 5000K	8,400LM	140lm/W	347-480V	70	0.9	15%	175W – 250W HID
80W	3000K / 4000K / 5000K	11,200LM	140lm/W	347-480V	70	0.9	15%	175W – 250W HID

LOC-WP-120MW(60/80/100/120)MCCT(30/40/50)DHV

WATTAGE SELECTABLE	CCT SELECTABLE	LUMENS	EFFICACY	VOLTAGE	CRI	POWER FACTOR	THD	REPLACES
60W	3000K / 4000K / 5000K	8,400LM	140lm/W	347-480V	70	0.9	20%	175W – 250W HID
80W	3000K / 4000K / 5000K	11,200LM	140lm/W	347-480V	70	0.9	20%	175W – 250W HID
100W	3000K / 4000K / 5000K	14,000LM	140lm/W	347-480V	70	0.9	20%	320W – 400W HID
120W	3000K / 4000K / 5000K	16,800LM	140lm/W	347-480V	70	0.9	20%	320W – 400W HID



MEASUREMENTS



MODEL	QUANTITY	WEIGHT	UPC CODE
LOC-WP-80MW(25/40/60/80)MCCT(30/40/50)DLV	1	7.94lbs	00810050944113
LOC-WP-120MW(60/80/100/120)MCCT(30/40/50)DLV	1	9.26lbs	00810050944076
LOC-WP-80MW(25/40/60/80)MCCT(30/40/50)DHV	1	7.94lbs	00810050944106
LOC-WP-120MW(60/80/100/120)MCCT(30/40/50)DHV	1	9.26lbs	00810050944090